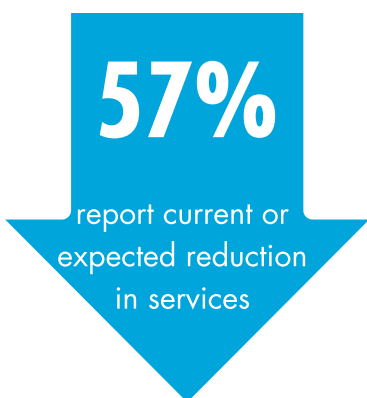


# KENTUCKY NONPROFITS & COVID-19: AN UPDATE

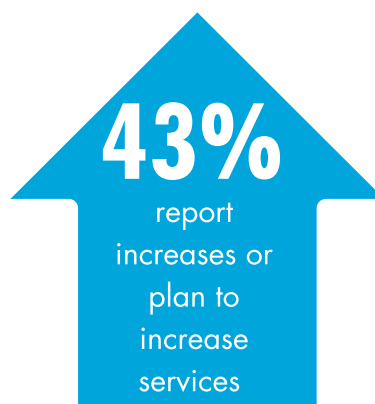


Kentucky Nonprofit Network partnered with Grantmakers of Kentucky to check in on Kentucky's nonprofit sector. This summarizes results from 207 nonprofits representing all 120 Kentucky counties and 3 counties in southern Indiana.

## HOW KY NONPROFITS ARE FARING:



**608,090**  
Kentuckians have experienced or will experience a reduction in services  
**\$63 million**  
Total lost revenue due to COVID-19



**130,428**  
New Kentuckians in need of services due to COVID-19  
**\$7.9 million**  
Total increased expenses due to COVID-19

Increased costs include: costs of personal protective equipment, increased cleaning/safety practices, hazard pay, overtime to compensate for staff who were unable to return to work, increased technology needs, staff turnover/recruitment, staff safety training

### "TEMPORARY" CHANGES NONPROFITS NOW PLAN TO MAKE PERMANENT:

- 62% increased cleaning, disinfecting
- 61% hybrid of working in-office & remotely
- 35% new services
- 32% cutting program expenses
- 26% collaborations

### WHAT'S NEXT FOR KENTUCKY'S NONPROFITS?



- 93% rethinking mission delivery
- 63% uncertain of the organization's future
- 22% considering merger or strategic alliance
- 5% expect to close by December 2020**

# HOW DO THE HEROES ACT AND HEALS ACT ALIGN WITH THE ISSUES IMPORTANT TO KENTUCKY'S NONPROFITS?

## HEROES ACT

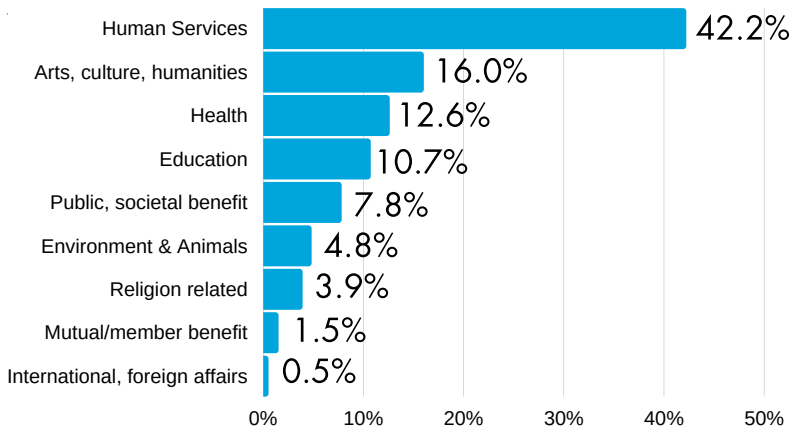
## ISSUES MOST IMPORTANT TO KY NONPROFITS:

## HEALS ACT

Needs work	98%	all relief should also be available to nonprofits	Needs work
Not included	94%	universal charitable giving tax deduction	Not included
Included	93%	funds for state and local governments	Not included
Not included	77%	100% unemployment insurance coverage for self-insured nonprofits	Needs work
Included	77%	extended/increased unemployment benefits for individuals	Needs work
Not included	77%	government contract flexibility	Not included
Needs work	73%	voters' rights and voting access	Not included
Included	71%	rent/mortgage assistance for nonprofits	Not included
Needs work	63%	large nonprofit (500+ employees) assistance	Needs work


## ABOUT THE RESPONDENTS:

### ORGANIZATION'S PRIMARY FOCUS



For context, 26% of ALL Kentucky nonprofits are Human Services organizations.

### ORGANIZATION'S ANNUAL BUDGET



For context, 75% of ALL Kentucky nonprofits have annual operating budgets of less than \$500,000.

