

Kentucky Nonprofits: More Than Charity

A Major Employer

Source: Kentucky State Longitudinal Data System, 2015 data



1 in 11 Kentuckians worked at a nonprofit – 9.1% of the state's workforce



9% of all Kentucky wages – \$3.39 Billion



19.2% of recent post-secondary graduates held employment at a nonprofit

...and Growing

Source: Internal Revenue Service, The Urban Institute, National Center for Charitable Statistics, 2016 data



19,009 nonprofits



9% increase from 2012



\$27.3 Billion annual revenue



13.8% increase from 2012



\$43 Billion assets



24% increase from 2012

Engaging Kentuckians in their Communities

Source: Corporation for National and Community Service, 2015 data



8.43 Million hours of service



763,706 ranking of 50 states and DC or 23% of Kentuckians report volunteering

\$1.7 Billion
estimated value of volunteer service

Focus on Foundations

Source: The Foundation Center 2017, 2015 data



\$185 Million

giving/grants – increase of 8.45% since 2013

543

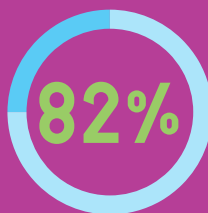
active foundations

\$3.2 Billion

total assets – increase of 8.45% since 2013

Giving Matters

Source: Internal Revenue Service, 2014 data



of Kentucky itemizers claim the charitable giving tax deduction

\$1.9 Billion
gifts to charity deducted

\$4842

average donations of itemizer to charity



ranking of 50 states and DC

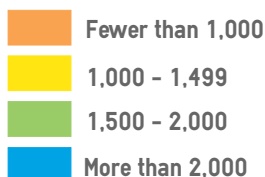
For more information, visit www.kynonprofits.org/advocate/MoreThanCharity

Kentucky's Local Workforce Areas

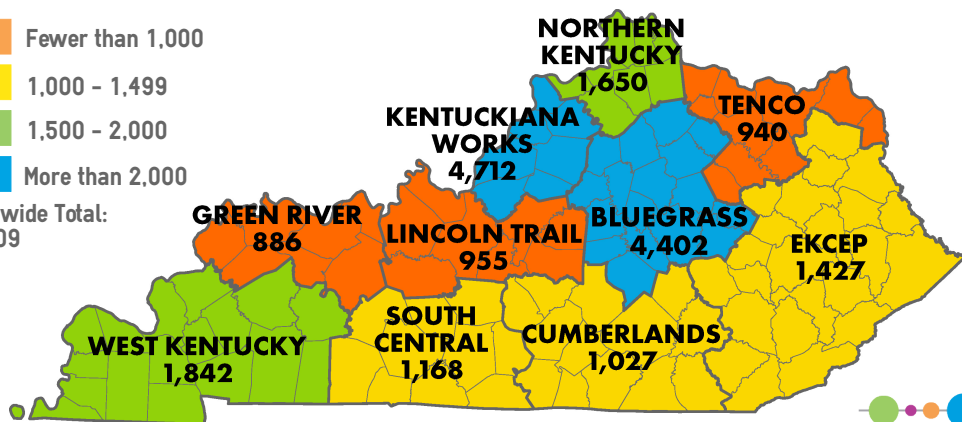
Source: Kentucky Longitudinal Data System, 2015 data

	Nonprofit Wages in Millions	% of Total	Number of Jobs at Nonprofits	% of Total	Nonprofit Revenue in Billions	% of Total	Nonprofit Assets in Billions	% of Total
Northern Kentucky	\$240	7%	9,425	7%	\$1.93	7%	\$2.98	6%
Kentuckiana Works	\$1,348	40%	48,897	36%	\$11.36	42%	\$19.04	40%
Bluegrass	\$572	17%	25,049	18%	\$6.05	22%	\$13.29	28%
TENCO	\$163	5%	6,034	4%	\$1.13	4%	\$1.97	4%
Lincoln Trail	\$65.8	2%	3,346	2%	\$0.60	2%	\$1.00	2%
EKCEP	\$262	8%	10,953	8%	\$1.54	6%	\$2.30	5%
Green River	\$227	7%	9,221	7%	\$1.56	6%	\$2.26	5%
West Kentucky	\$131	4%	6,663	5%	\$1.00	4%	\$1.84	4%
South Central	\$230	7%	9,610	7%	\$1.17	4%	\$1.95	4%
Cumberlands	\$156	5%	7,636	6%	\$0.96	4%	\$1.40	3%
	\$3.39 Billion		136,834		\$27.30		\$48.02	

Kentucky Nonprofit Exempt Organizations by Local Workforce Area



Statewide Total:
19,009



For additional information visit www.kynonprofits.org/advocate/MoreThanCharity

Special Thanks to our Sponsors

aetna

Gene Duffin Foundation

Promoting Addiction Education, Research & Treatment.

Data Partner

KCEWS
KENTUCKY CENTER FOR
EDUCATION & WORKFORCE STATISTICS

KENTUCKY
NONPROFIT
NETWORK

Kentucky Nonprofit Network is the state association of nonprofits. Over 600 members strong, KNN works to strengthen and advance Kentucky's nonprofit sector.