

KENTUCKY NONPROFITS: MORE THAN CHARITY

THE BIG PICTURE:

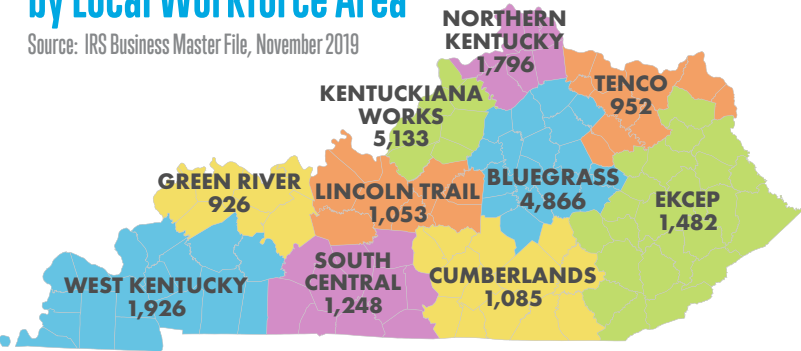
All Tax-Exempt Nonprofits

20,467 registered nonprofits → 18% increase since 2012
 \$30.2 billion in annual revenue → 26% increase since 2012
 \$54.8 billion in assets → 42% increase since 2012

Source: IRS Business Master File, November 2019

All Tax-Exempt Nonprofits by Local Workforce Area

Source: IRS Business Master File, November 2019



All Tax-Exempt Nonprofits by Primary Purpose

	Number of Nonprofits	% of Total	Assets in Millions	% of Total	Revenue in Millions	% of Total
Arts, Culture and Humanities	1,254	6.8%	\$1,090	2.3%	\$233	0.9%
Education	1,918	10.4%	\$6,956	14.6%	\$2,957	10.8%
Environment and Animals	657	3.6%	\$372	0.8%	\$150	0.5%
Health	1,123	6.1%	\$18,903	39.7%	\$15,767	57.8%
Human Services	4,720	25.6%	\$4,738	9.9%	\$2,647	9.7%
International, Foreign Affairs	206	1.1%	\$17	0%	\$22	0.1%
Mutual/Membership Benefit	1,435	7.8%	\$850	1.8%	\$904	3.3%
Private Foundations	773	4.2%	\$2,316	4.9%	\$299	1.1%
Public, Societal Benefit	2,902	15.8%	\$12,228	25.7%	\$4,160	15.2%
Religion Related	3,360	18.3%	\$195	0.4%	\$146	0.5%
Unknown, Unclassified	56	0.3%	\$0	0%	\$0	0%

Source: National Center for Charitable Statistics (NCCS) analysis of IRS Business Master File, August 2019

A CLOSER LOOK AT CHARITABLE NONPROFITS:

501(c)(3) Organizations Filing IRS Form 990 & 990 EZ

A Major Employer

1 in 10 Kentuckians worked at a nonprofit
 9.8% of the state's private industry workforce



Outpacing annual employment in other private industries by 3.6% points



10.6% of private industry wages
 9.6% higher than wages in other private industries

25.8% of recent post-secondary graduates were employed at a nonprofit 5 years after graduation



Sources: U.S. Bureau of Labor Statistics (BLS), Nonprofit Establishment Employment and Wage Estimates, 2017; IRS Business Master File, Nov. 2019; KYSTATS, Kentucky Longitudinal Database System, 2018

Largest Private Sector Employers by Industry

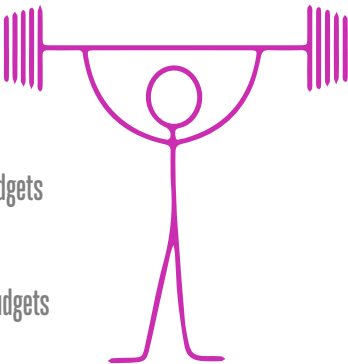
Manufacturing	250,180
Retail Trade	213,612
Accomm./Food Svc.	174,069
Nonprofit Sector	154,213
Health Care/Social Asst.	124,097

Sources: BLS, Nonprofit Establishment Employment and Wage Estimates, 2017 and BLS, Quarterly Census of Employment and Wages, 2017



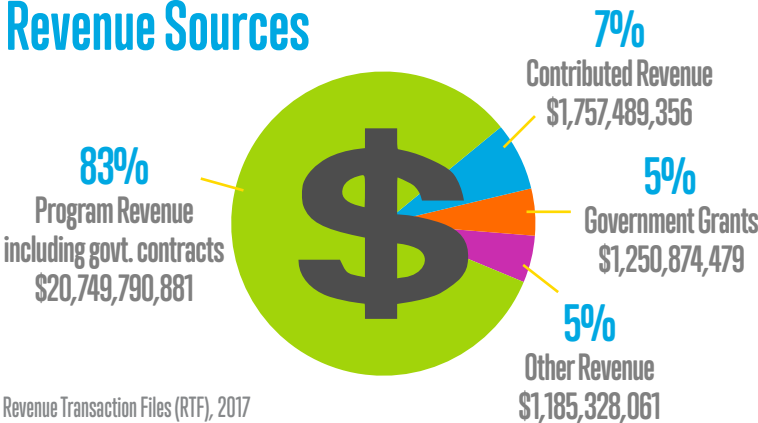
Small But Mighty

75% of nonprofits have annual budgets of less than \$500,000
 83% of nonprofits have annual budgets of less than \$1 Million



Source: DataLake Nonprofit Research IRS e-File and Revenue Transaction Files (RTF), 2017

Revenue Sources



Charitable Nonprofits in Kentucky's Local Workforce Areas

154,213 jobs at nonprofits → **\$7.5 billion** in wages → **\$24 billion** in expenditures benefiting Kentucky's economy

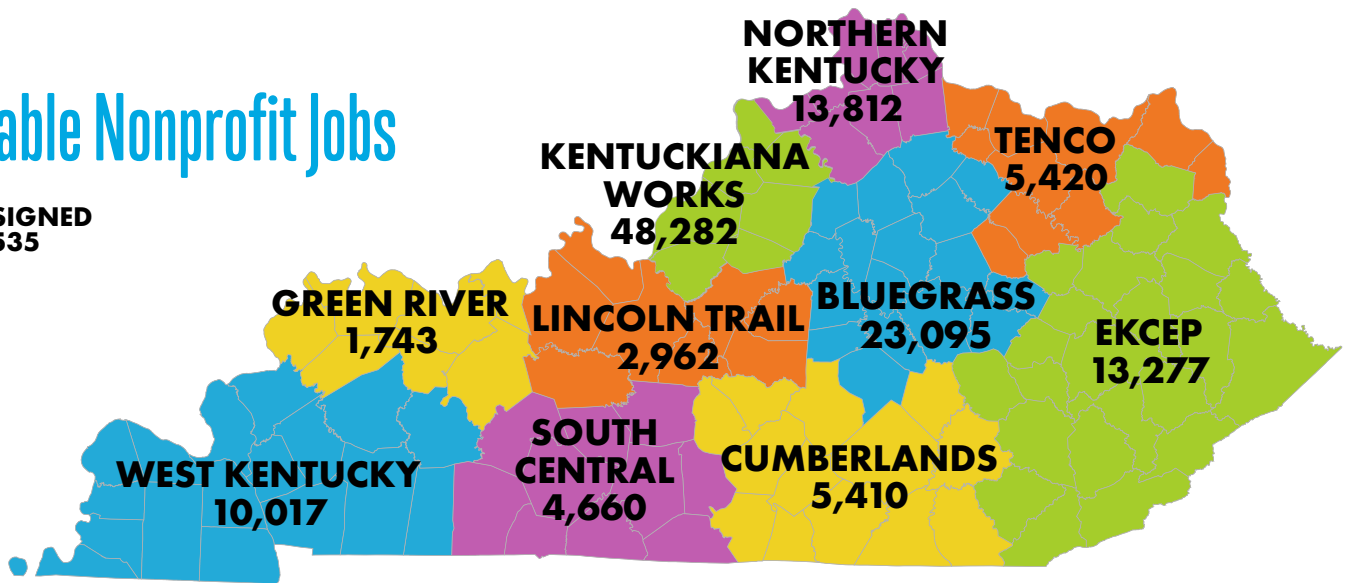
	Number of Jobs at nonprofits	% of KY's Total	Nonprofit Wages in Millions	% of KY's Total	Nonprofit Assets in Millions	% of KY's Total	Nonprofit Revenue in Millions	% of KY's Total	Nonprofit Expenditures in Millions	% of KY's Total
Bluegrass	23,095	15.0%	\$1,024	13.6%	\$7,938	21.4%	\$4,617	18.5%	\$4,370	18.0%
Cumberlands	5,410	3.5%	\$254	3.4%	\$894	2.4%	\$719	2.9%	\$679	2.8%
EKCEP	13,277	8.6%	\$661	8.8%	\$1,596	4.3%	\$1,478	5.9%	\$1,492	6.1%
Green River	1,743	1.1%	\$74	1.0%	\$1,855	5.0%	\$1,138	4.6%	\$1,216	5.0%
Kentuckiana Works	48,282	31.3%	\$2,639	35.0%	\$17,372	46.9%	\$11,825	47.5%	\$11,698	48.1%
Lincoln Trail	2,962	1.9%	\$116	1.5%	\$490	1.3%	\$338	1.4%	\$322	1.3%
Northern Kentucky	13,812	9.0%	\$722	9.6%	\$2,865	7.7%	\$2,036	8.2%	\$1,849	7.6%
South Central	4,660	3.0%	\$202	2.7%	\$1,604	4.3%	\$988	4.0%	\$919	3.8%
TENCO	5,420	3.5%	\$283	3.8%	\$1,427	3.8%	\$1,097	4.4%	\$1,104	4.5%
West Kentucky	10,017	6.5%	\$505	6.7%	\$1,030	2.8%	\$683	2.7%	\$659	2.7%
Unassigned	25,535	16.6%	\$1,065	14.1%						
Total	154,213	100%	\$7,544	100%	\$37,072	100%	\$24,919	100%	\$24,309	100%

Source: BLS, Nonprofit Establishment Employment and Wage Estimates, 2017

Source: DataLake Nonprofit Research IRS e-File and Revenue Transaction Files (RTF), 2017

Charitable Nonprofit Jobs

* UNASSIGNED
25,535



Data Partner



Special Thanks to our Sponsors

aetna® TOYOTA



KENTUCKY
NONPROFIT
NETWORK

Kentucky Nonprofit Network is the state association of nonprofits. Over 750 members strong, KNN works to strengthen and advance Kentucky's nonprofit sector.

For more information, visit www.kynonprofits.org/advocate/MoreThanCharity